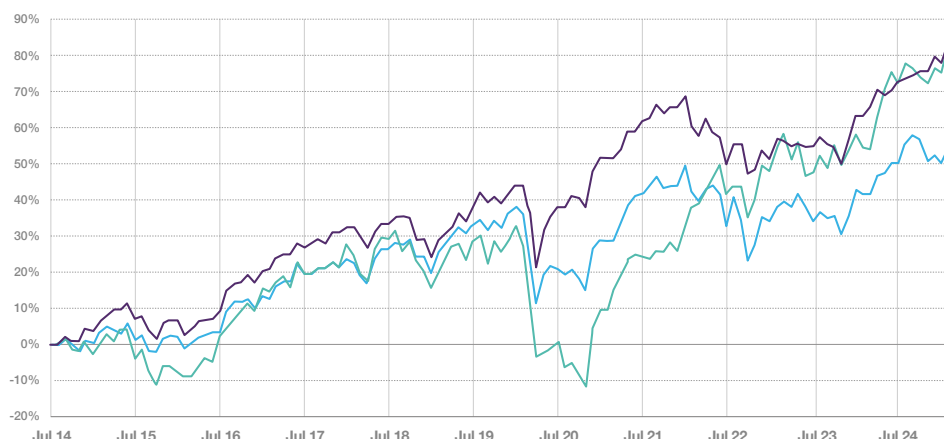


February 2025

The Authorised Fund Manager of the Fund is:  
Investment Fund Services Limited

## Performance v. Comparator Benchmarks



Source: FE Analytics. Total Return Bid-Bid line chart (from 01 July 2014 to 31 January 2025) from UK IA universe. FTSE 350 Higher Yield Index TR and IA Mixed Investment 40%-85% Shares TR have been chosen as comparator benchmarks to give an indication of the fund's performance relative to similar funds in the UK capital growth and income fund sector.

— IFSL Church House Balanced Equity Income B Inc TR in GB  
— Index: FTSE 350 Higher Yield TR in GB  
— Sector: IA Mixed Investment 40 85% Shares TR in GB

## Performance Summary (%)

|   | 3m   | 1yr   | 3yr   | 5yr   |
|---|------|-------|-------|-------|
| IFSL Church House Balanced Equity Income B Inc TR in GB | 2.91 | 10.19 | 10.17 | 15.23 |
| Index: FTSE 350 Higher Yield TR in GB                   | 7.13 | 20.04 | 34.73 | 45.6  |
| Sector: IA Mixed Investment 40 85% Shares TR in GB      | 4.66 | 12.66 | 14.9  | 28.25 |

Source: FE Analytics. Total Return Bid-Bid month end (31 January 2025) performance table from UK Investment Association universe.

## Calendar Year Total Returns (%)

|   | YTD  | 2024 | 2023 | 2022   | 2021  |
|---|------|------|------|--------|-------|
| IFSL Church House Balanced Equity Income B Inc TR | 3.52 | 5.38 | 7.14 | -10.03 | 15.68 |

Source: FE Analytics. Total Return Bid-Bid discrete calendar performance table, of IFSL Church House Balanced Equity Income Fund (B Inc) from UK Investment Association universe.

## Top Ten Holdings (%)

|             |      |               |      |
|-------------|------|---------------|------|
| Astrazeneca | 5.6% | GSK           | 3.4% |
| Relx        | 5.4% | Aviva         | 3.1% |
| Unilever    | 4.6% | BAE Systems   | 3.0% |
| Barclays    | 4.5% | National Grid | 3.0% |
| Sage Group  | 3.5% | Bunzl         | 2.9% |

**38.9% of Portfolio**  
**Total number of holdings: 46**  
**Portfolio Beta: 0.88**

## Fund Manager



James Mahon

## Objective and Policy

Long-term income and capital growth from an actively managed portfolio. At least 70% of the Fund is invested in UK equities with a focus on larger capitalisation companies (market capitalisation in excess of £1 billion). Up to 30% of the Fund may be invested in sterling denominated fixed interest securities (including floating rate notes, index linked or convertible fixed interest securities), money market instruments and cash.

## Key Information

**A Share Class** Management fee 1.50%  
\*OCF 1.55%  
Min Investment £5,000

**SEDOL Code (A Shares)** Inc: 3133602  
Acc: B11DQ39

**ISIN Code (A Shares)** Inc: GB0031336026  
Acc: GB00B11DQ393

**B Share Class** Management fee 0.875%  
\*OCF 0.92%

**B Share Yield** 3.4% (Inc)

**SEDOL Code (B Shares)** Inc: BNBNRB8  
Acc: BNBNRC9

**ISIN Code (B Shares)** Inc: GB00BNBNRB88  
Acc: GB00BNBNC95

**Bid Price** 190.9p (B Inc)

**Trust Type** Authorised Unit Trust/  
UCITS

**Launch Date** February 2002

**Dividend Payment** May & November

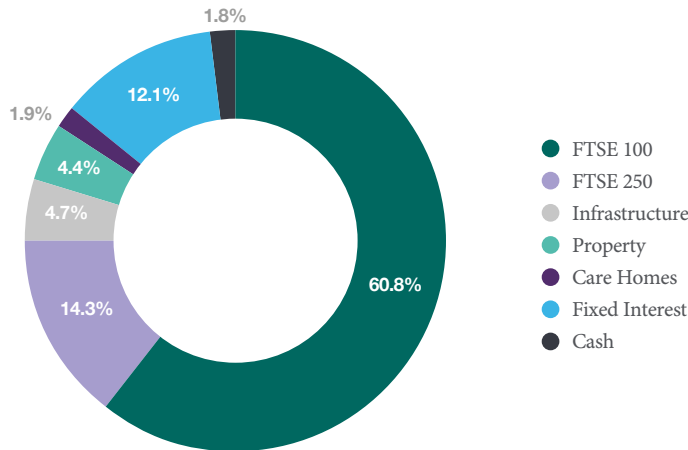
**Fund Value** £66.4m

All prices and data in the factsheet are as at 31 January 2025. All fund performance data is based on the B Inc shares and shown after the deduction of fees and charges. Yield data refers to the past 12 months and is based on a bid-basis. Ongoing Charges Figure (OCF) are based on accounts as at 30/09/2024.

\*Following guidance from The Investment Association on 30/11/2023, OCF now excludes charges incurred by closed ended vehicles, e.g. investment trusts & REITs

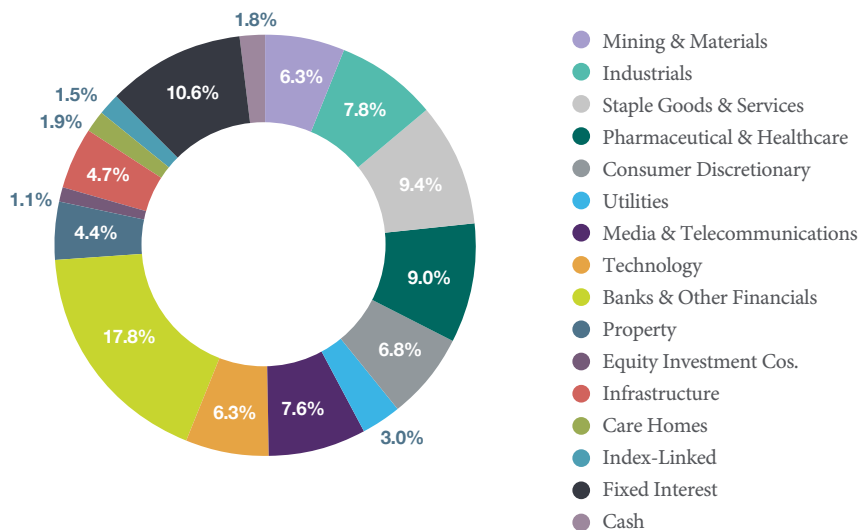
February 2025

### Disposition



Source: Church House

### Sector Allocations



Source: Church House

For more information about this fund please contact us:

**Sam Liddle**  
Sales Director  
T 0207 534 9879  
E s.liddle@church-house.co.uk

**London Office**  
49 Grosvenor Street, Mayfair, London W1K 3HP, United Kingdom  
T 0207 534 9870  
E enquiries@church-house.co.uk

**Dorset Office**  
York House, 6 Coldharbour Sherborne, DT9 4JW, United Kingdom  
T 01935 382 620  
E enquiries@church-house.co.uk

#### Investment Risk

Please note that the value of an investment in this fund and the income from it may go down as well as up and you may not get back your original investment. You should also be aware that past performance may not be a reliable guide to future performance.

#### Important Information

This is a financial promotion for Professional Clients and/or distributors only. This is not intended as investment advice. You should read the Prospectus and the Key Investor Information Document (KIID for each fund in which you want to invest. The Prospectus and KIID can be found at [www.ch-investments.co.uk](http://www.ch-investments.co.uk). All information prepared within has been prepared by Church House Investments Limited, York House, Sherborne, DT9 4JW. Authorised and regulated by the Financial Conduct Authority. This document should not be published in hard copy, electronic form, via the web or in any other medium accessible to the public unless authorised by Church House Investments to do so. No warranty is given as to the accuracy or completeness of this information and no liability is accepted for errors or omissions in such information. This document may not be used for the purpose of an offer or solicitation in any jurisdiction or in any circumstances in which such an offer or solicitation is unlawful or unauthorised. To help us continually improve our service, and in the interest of security, we may monitor and/or record your telephone calls with us.