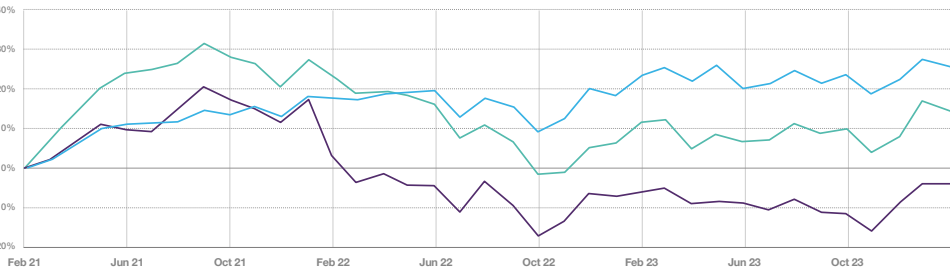


February 2024

The Authorised Fund Manager of the Fund is:
Investment Fund Services Limited


Performance v. Comparator Benchmarks



Source: FE Analytics. CHSC is NAV-NAV (1 January 2020 to 31 January 2024). The FTSE All Share TR and FTSE Small Cap (ex IT) TR are the Fund's comparator benchmarks. The chart shows the performance of the Deep Value Investments portfolio initially. We commenced changes to the portfolio in late February 2020, the new name and policy was formally adopted in August 2020.

- IFSL Church House UK Smaller Companies B Acc in GB
- Index: FTSE All Share TR in GB
- Index: FTSE Small Cap ex Inv Co TR in GB

Fund Managers



James Mahon Rory Campbell-Lamerton Fred Mahon

Objective and Policy

The Fund's objective is long-term capital growth from a portfolio of UK smaller companies. It is actively managed without index or benchmark constraints. The policy is to invest predominantly in shares of UK companies (incorporated or domiciled in the UK) with a market capitalisation in the range of £250m to £2bn. The fund name was changed from Deep Value Investment Fund as part of its conversion to UCITS status on 24/08/2020.

Performance Summary (%)

	1m	3m	6m	1yr
IFSL Church House UK Smaller Companies B Acc in GB	-0.28	14.92	4.32	2.26
Index: FTSE All Share TR in GB	-1.32	6.21	1.14	1.9
Index: FTSE Small Cap ex Inv Co TR in GB	-2.2	10.66	2.96	2.61

Source: FE Analytics. Total Return Nav-Nav month end (31 December 2024) performance table from UK Investment Association universe.

Key Information

B Share Class	Management Fee 0.875% OCF 1.03%
SEDOL Code (B Shares)	BLY2BF0
ISIN Code (B Shares)	GB00BLY2BF03
Share Price	144.8p (B Acc)
Trust Type	OEIC UCITS Scheme
Launch Date	29 February 2012
Dividend Payment	May & Nov Acc Shares
Yield	1.78% Accumulation Shares Only
Fund Value	£12.57m

Calendar Year Total Returns (%)

	YTD	2023	2022	2021	2020
IFSL Church House UK Smaller Companies B Acc	-0.28	3.57	-21.76	17.89	5.48

Source: FE Analytics. Total Return Nav-Nav discrete calendar performance table of IFSL Church House UK Smaller Companies Fund (B Acc) from UK Investment Association universe.

Top Ten Holdings (%)

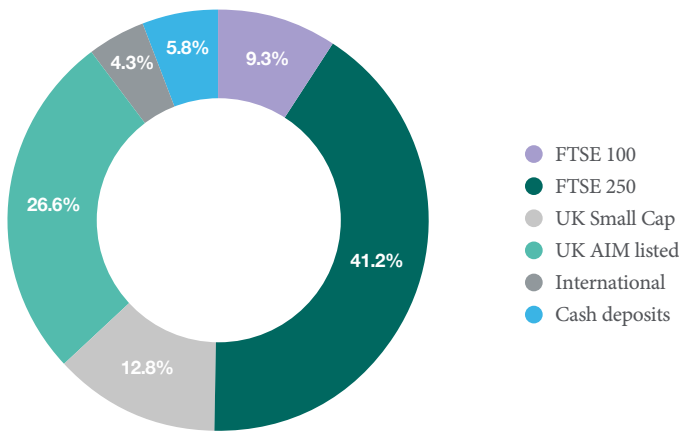
Judges Scientific	6.0%	Beazley	4.1%
Diploma	5.2%	Trainline	3.9%
Greggs	5.1%	Cranswick	3.8%
Porvair	4.4%	Big Yellow Group	3.8%
Somero	4.3%	Ashstead Technologies	3.7%

All prices and data in the factsheet are as at 31 January 2024. All fund performance data is based on the B Acc shares and shown after the deduction of fees and charges. Ongoing Charges Figure (OCF) based on accounts as at 30/09/2023.

44.2% of Portfolio
Total number of holdings: 31

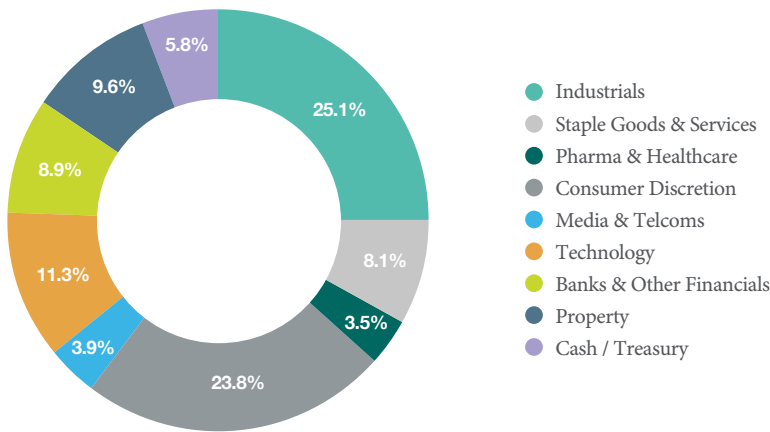
February 2024

Disposition



Source: Church House

Sector Allocations



Source: Church House

For more information
about this fund please
contact us:

Sam Liddle
Sales Director
T 0207 534 9879
E s.liddle@church-house.co.uk

London Office
50 Grosvenor Street, Mayfair, London
W1K 3HW, United Kingdom
T 0207 534 9870
E enquiries@church-house.co.uk

Dorset Office
York House, 6 Coldharbour
Sherborne, DT9 4JW, United Kingdom
T 01935 382 620
E enquiries@church-house.co.uk

Investment Risk
Please note that the value of an investment in this fund and the income from it may go down as well as up and you may not get back your original investment. You should also be aware that past performance may not be a reliable guide to future performance.

Important Information
This is a financial promotion for Professional Clients and/or distributors only. This is not intended as investment advice. You should read the Prospectus and the Key Investor Information Document (KIID) for each fund in which you want to invest. The Prospectus and KIID can be found at www.ch-investments.co.uk. All information prepared within has been prepared by Church House Investments Limited, York House, Sherborne, DT9 4JW. Authorised and regulated by the Financial Conduct Authority. This document should not be published in hard copy, electronic form, via the web or in any other medium accessible to the public unless authorised by Church House Investments to do so. No warranty is given as to the accuracy or completeness of this information and no liability is accepted for errors or omissions in such information. This document may not be used for the purpose of an offer or solicitation in any jurisdiction or in any circumstances in which such an offer or solicitation is unlawful or unauthorised. To help us continually improve our service, and in the interest of security, we may monitor and/or record your telephone calls with us.