

April 2024

The Authorised Fund Manager of the Fund is:
Investment Fund Services Limited

Performance v. Comparator Benchmarks



Source: FE Analytics. Net Return Bid-Bid line chart (from 01 December 2005 to 31 March 2024) from UK IA universe. ICE BofAML 7-10 AA Sterling Corporate & Collateralized Index TR and IA Sterling Corporate Bond TR have been chosen as comparator benchmarks to give an indication of the fund's performance relative to similar funds in the Sterling Corporate Bond Sector.

— IFSL Church House Investment Grade Fixed Interest Inc GTR in GB
— Index : ICE BofA 7 10 Year AA Sterling Corporate & Collateralized TR in GB
— Sector : IA Sterling Corporate Bond GTR in GB

Performance Summary (%)

	3m	1yr	3yr	5yr
IFSL Church House Investment Grade Fixed Interest Inc GTR in GB	1.21	7.39	0.83	8.17
Index : ICE BofA 7 10 Year AA Sterling Corporate & Collateralized TR in GB	-0.86	4.91	-8.16	-2.68
Sector : IA Sterling Corporate Bond GTR in GB	0.35	7.35	-6.6	2.62

Source: FE Analytics. Gross Total Return (net of fees, gross of tax) Bid-Bid month end (31 March 2024) performance table from UK Investment Association universe.

Calendar Year Total Returns (%)

	YTD	2023	2022	2021	2020
IFSL Church House Investment Grade Fixed Interest Inc GTR in GB	1.21	7.38	-7.89	-1.48	5.96

Source: FE Analytics. Gross Total Return (net of fees, gross of tax) Bid-Bid discrete calendar performance table, of IFSL Church House Investment Grade Fixed Interest Fund from UK Investment Association universe.

Top Ten Holdings (%)

Bank of America 7.000% 07/2028	2.2%	IFC 4.500% 10/2028	1.9%
Deutsche Pfandbriefbank 7.625% 12/2025	2.1%	EIB (SONIA) 6.198% 09/2025	1.8%
Goldman Sachs Group Inc 7.250% 04/2028	2.0%	M&G Plc 33nc7 5.625% 10/2031	1.7%
SSE Hybrid 01/14/49 3.740% 01/2026	1.9%	John Deere 5.125% 10/2028	1.7%
Standard Chartered LTII 5.125% 06/2034	1.9%	Societe Generale 5.750% 01/2032	1.7%

19.0% of Portfolio

Fund Manager



Jeremy Wharton

Objective and Policy

The aim of the Trust is to provide quarterly income, while maintaining capital over the long term (at least five years). At least 90% of the Trust's portfolio is invested directly in sterling denominated investment grade corporate bonds, UK Gilts and fixed interest securities issued by supranational organisations. The Trust aims to maintain a minimum asset allocation of 25% to AAA bonds.

Within the bounds of the policy, the Trust is flexible in the underlying duration of its holdings and seeks to protect against both credit and interest rate risk.

Key Information

Bid Price	Inc. 107.2p Acc. 182.1p
Sector	Sterling Corporate Bond
Trust Type	Authorised Unit Trust/ UCITS
Launch Date	December 2000
Interest Payment	Feb, May, Aug & Nov
Min Subscription	£5,000
Duration	2.7
Yield	4.97% (Inc)
Management Fee*	*0.75% **OCF 0.85%
Fund Value	£320.9m
ISIN Code	Inc: GB0004743828 Acc: GB00B11DPK96
SEDOL Code	Inc: 0474382 Acc: B11DPK9

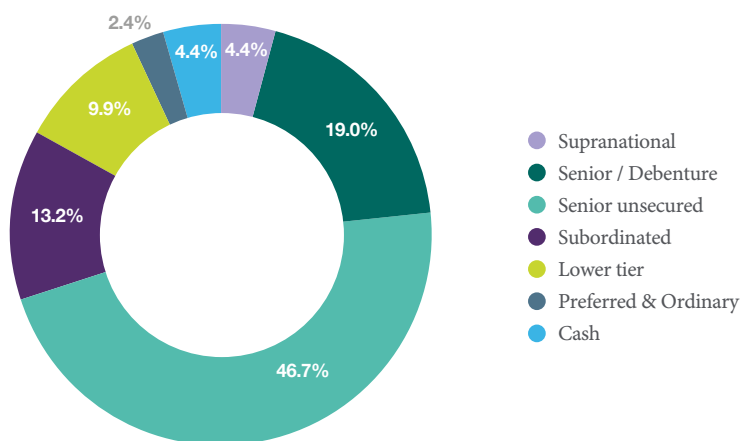
All prices and data in the factsheet are as at 31 March 2024. All fund performance data is based on the Inc shares and shown after the deduction of fees and charges. Yield data refers to the past 12 months and is based on a bid-basis.

*The management fee is 1.25% on the first £25m then 0.75% thereafter. Ongoing Charges Figure (OCF) based on accounts as at 31/03/2023.

**Following guidance from The Investment Association on 30/11/2023, OCF now excludes charges incurred by closed-ended vehicles, e.g. investment trusts & REITs..

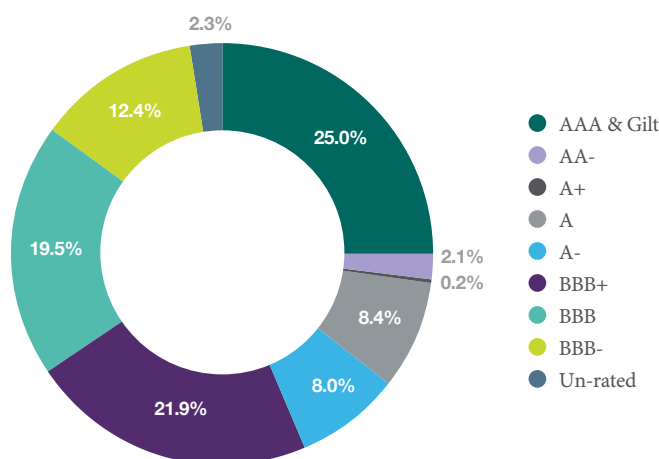
April 2024

Disposition



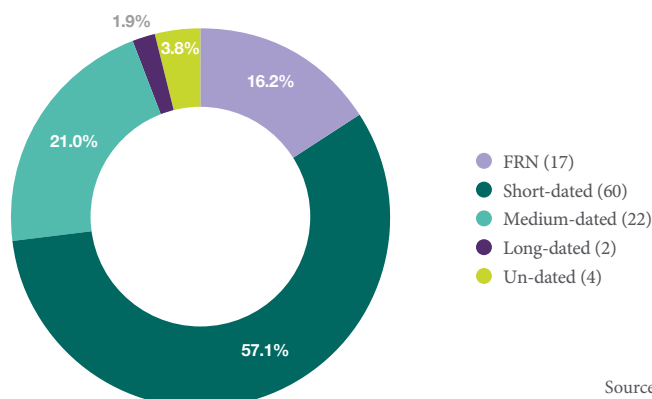
Source: Church House

Rating Split (S&P/Equivalent)



Source: Church House

Duratomm



Source: Church House

For more information about this fund please contact us:

Sam Liddle

Sales Director

T 0207 534 9879

E s.liddle@church-house.co.uk

London Office

50 Grosvenor Street, Mayfair, London W1K 3HW, United Kingdom

T 0207 534 9870

E enquiries@church-house.co.uk

Dorset Office

York House, 6 Coldharbour Sherborne, DT9 4JW, United Kingdom

T 01935 382 620

E enquiries@church-house.co.uk

Investment Risk

Please note that the value of an investment in this fund and the income from it may go down as well as up and you may not get back your original investment. You should also be aware that past performance may not be a reliable guide to future performance.

Important Information

This is a financial promotion for Professional Clients and/or distributors only. This is not intended as investment advice. You should read the Prospectus and the Key Investor Information Document (KIID for each fund in which you want to invest. The Prospectus and KIID can be found at www.ch-investments.co.uk. All information prepared within has been prepared by Church House Investments Limited, York House, Sherborne, DT9 4JW. Authorised and regulated by the Financial Conduct Authority. This document should not be published in hard copy, electronic form, via the web or in any other medium accessible to the public unless authorised by Church House Investments to do so. No warranty is given as to the accuracy or completeness of this information and no liability is accepted for errors or omissions in such information. This document may not be used for the purpose of an offer or solicitation in any jurisdiction or in any circumstances in which such an offer or solicitation is unlawful or unauthorised. To help us continually improve our service, and in the interest of security, we may monitor and/or record your telephone calls with us.